

Ranking of Chemistry Graduate Schools

Rank the top 180 Chemistry graduate programs in the US using the latest National Research Council data.

[About the rankings »](#)

Quick Start

Update the rankings table below based on priority. Use our rankings tool to edit your own priorities or select one of the following pre-selected quick start options:

- [Quick Rank](#)
- [Larger Programs](#)
- [Smaller Programs](#)
- [Programs with More Funded Students](#)
- [Programs with Lower Tuition](#)
- [Programs with More Female Students and Faculty](#)
- [Programs with More Minority Students and Faculty](#)

Data Sources

Integrated Postsecondary Education Data System

IPEDS is an annual, comprehensive set of surveys of all colleges and universities in the United States. The surveys are conducted by the National Center for Education Statistics.

National Research Council

The National Research Council conducts periodic assessments of doctoral programs in the United States. Our data comes from the most recent assessment in 2010.

Survey of Earned Doctorates










The NSF/NIH/NEH/USED/USDA/NASA Survey of Earned Doctorates is an annual survey of all new recipients of doctorates from US universities at graduation. The average of the response rates for the 2000-2004 surveys was 92%.

Survey of Graduate Students and Postdoctorates in Science and Engineering

The Survey is an annual assessment of the number and characteristics of graduate students and postdoctoral researchers in science, engineering, and health-related fields. It is conducted by the National Science Foundation.

RANKING OF CHEMISTRY PHD PROGRAMS		EDIT PRIORITIES	COMPARE	
	RANK	SCHOOL & PROGRAM	REGRES QUALITY	SURVEY RANKING
<input type="checkbox"/>		Harvard University Chemical Physics (/university/harvard/program/ranking/chemistry/236/)	1-9	1-2
<input type="checkbox"/>		Harvard University Chemistry (/university/harvard/program/ranking/chemistry/7679/)	1-4	1-3
<input type="checkbox"/>		University of California-Berkeley Chemistry (/university/berkeley/program/ranking/chemistry/4975/)	1-3	3-8
<input type="checkbox"/>		California Institute of Technology Chemistry (/university/caltech/program/ranking/chemistry/2134/)	2-5	2-5
<input type="checkbox"/>		Northwestern University Chemistry (/university/northwestern/program/ranking/chemistry/525/)	4-24	3-10
<input type="checkbox"/>		University of Illinois at Urbana-Champaign Chemistry (/university/illinois/program/ranking/chemistry/5620/)	3-8	5-17
		Stanford University		

<input type="checkbox"/>		Chemistry (/university/stanford/program/ranking/chemistry/1953/)	5-19	5-15
<input type="checkbox"/>		Yale University Chemistry (/university/yale/program/ranking/chemistry/764/)	7-26	4-13
<input type="checkbox"/>		Massachusetts Institute of Technology Chemistry (/university/mit/program/ranking/chemistry/3432/)	5-16	6-18
<input type="checkbox"/>		Columbia University in the City of New York Chemistry (/university/columbia/program/ranking/chemistry/5154/)	6-29	5-18
<input type="checkbox"/>		University of North Carolina at Chapel Hill Chemistry (/university/unc/program/ranking/chemistry/6368/)	5-16	7-25
<input type="checkbox"/>		Pennsylvania State University-Main Campus Chemistry (/university/psu/program/ranking/chemistry/3094/)	6-24	10-38
<input type="checkbox"/>		Georgia Institute of Technology-Main Campus Chemistry (/university/gatech/program/ranking/chemistry/3346/)	10-41	7-27
<input type="checkbox"/>		The University of Texas at Austin Chemistry (/university/utexas/program/ranking/chemistry/7687/)	7-25	13-51
<input type="checkbox"/>		University of California-Los Angeles Chemistry (/university/ucla/program/ranking/chemistry/4384/)	10-31	8-32
<input type="checkbox"/>		University of California-San Diego Chemistry and Biochemistry (/university/ucsd/program/ranking/chemistry/1715/)	8-25	11-38
<input type="checkbox"/>		University of California-San Francisco Chemistry and Chemical Biology (/university/ucsf/program/ranking/chemistry/3257/)	18-67	5-20
<input type="checkbox"/>		Princeton University Chemistry (/university/princeton/program/ranking/chemistry/5501/)	17-49	9-31
<input type="checkbox"/>		Purdue University-Main Campus Chemistry (/university/purdue/program/ranking/chemistry/621/)	7-26	19-60
<input type="checkbox"/>		University of Chicago Chemistry (/university/uchicago/program/ranking/chemistry/3834/)	12-36	12-39
<input type="checkbox"/>		University of Wisconsin-Madison Chemistry (/university/wisc/program/ranking/chemistry/3771/)	8-33	15-52
<input type="checkbox"/>		University of California-Irvine		

<input type="checkbox"/>		Chemistry (/university/uci/program/ranking/chemistry/3228/)	14-40	13-50
<input type="checkbox"/>		University of California-Santa Barbara Chemistry (/university/ucsb/program/ranking/chemistry/3605/)	16-47	12-43
<input type="checkbox"/>		University of Colorado at Boulder Chemistry and Biochemistry (/university/colorado/program/ranking/chemistry/5356/)	9-33	17-66
<input type="checkbox"/>		University of Minnesota-Twin Cities Chemistry (/university/umn/program/ranking/chemistry/1471/)	13-40	17-57
<input type="checkbox"/>		Cornell University Chemistry and Chemical Biology (/university/cornell/program/ranking/chemistry/2405/)	11-41	17-59
<input type="checkbox"/>		University of Michigan-Ann Arbor Chemistry (/university/umich/program/ranking/chemistry/705/)	11-37	19-65
<input type="checkbox"/>		University of Washington-Seattle Campus Chemistry (/university/washington/program/ranking/chemistry/3881/)	12-35	23-66
<input type="checkbox"/>		Michigan State University Chemistry (/university/msu/program/ranking/chemistry/2322/)	23-58	14-49
<input type="checkbox"/>		Rice University Chemistry (/university/rice/program/ranking/chemistry/5788/)	32-92	8-38

Item Descriptions

Rank

A range indicating how this program ranked in 500 simulated rankings based on your priorities. Programs are sorted by their median rank. [Learn more.](/about/ranges/) (/about/ranges)

NRC survey-based quality measure (Survey Quality)

The NRC's measurements of overall program quality are based on 20 key variables (19 in the humanities) such as GRE scores, student support and faculty publications. To calculate the survey-based quality measure (/about/quality-scores), evaluators in each field identified the variables that they considered to be the most important indicators of program quality. [Learn more.](/about/quality-scores/) (/about/quality-scores)

Overall research productivity (Research Product)

This variable shows a composite measure of research productivity, based on publications per faculty member, citations per publication, percent of faculty holding grants, and awards per faculty member. The relative importance of these variables was determined by the direct assessments of some 50 faculty in each field.

Student support and outcomes (Student Outcomes)

This variable is a composite of other measures of student support and outcomes, including 6-year or 8-year graduation rates (for non-humanities programs and humanities programs, respectively), time to degree, job placement within academia, percentage of first-year students with full financial support, and whether a program

collects data about the employment outcomes of its graduates. The relative importance of these variables was determined by the direct assessments of some 50 faculty in each field.

Professional development (Profes Devel)

This measure indicates the number of professional-development opportunities and oversight mechanisms for graduate students. In a 2006 questionnaire, programs indicated how many, out of a possible 18, resources existed for the support of doctoral students or doctoral education. Not used in ranking

% tenured faculty (Tenured Faculty)

This variable shows the percentage of tenured faculty members in 2006, based on responses from the department questionnaire.

[About Us \(http://www.phds.org/about\)](http://www.phds.org/about)